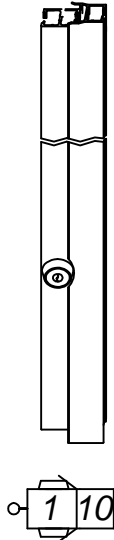


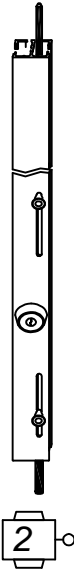
SLIDING CLOSURE LOCKING OPTIONS

1-10



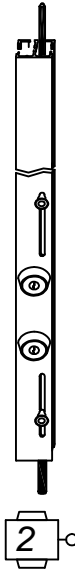
LEAD POST:
The #1 Post Hook
latches to
Wall Mounted
#10 STRIKER

2



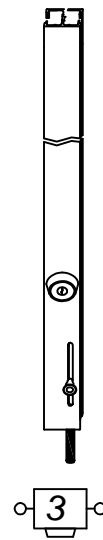
LEAD or END POST:
Single Style
Top & Bottom
Lock Rods
with Cylinders

2



LEAD or END POST:
Double Style
Top & Bottom
Lock Rods
with Cylinders

3



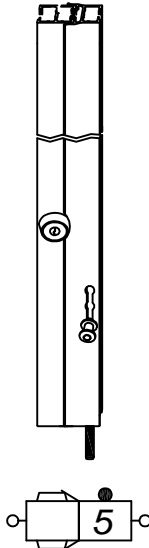
INTERMEDIATE POST:
Bottom Lock Rod
with Cylinder

4



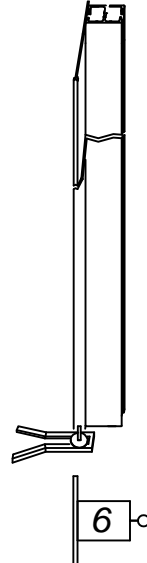
INTERMEDIATE POST:
Pull Knob with Bottom
Lock Rod with No Cylinders
(Close Pattern Grilles)

5



BI-PART ASSEMBLY:
Cylinder locks to STRIKER
Pull Knob locks to Bottom

6



FLOATING END POST:
Mounted to V-STOP
(Inside Pocket ONLY)

9



FIXED END POST:
Fastens to Wall