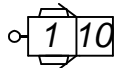



# SLIDING CLOSURE LOCKING METHODS

1-10



**LEAD POST:**  
The #1 Post Cylinder locks to Wall Mounted STRIKER #10 Post

2



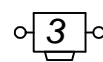
**LEAD or END POST: Single Style**  
Cylinder locks rod at the Top & Bottom

2



**LEAD or END POST: Double Style**  
Cylinder locks rod at the Top & Bottom

3



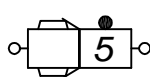
**INTERMEDIATE POST:**  
Cylinder locks rod at the Bottom

4



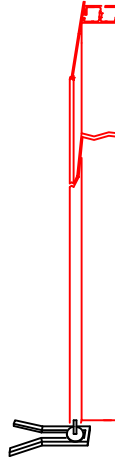
**INTERMEDIATE POST:**  
Hand Shoot Bolt locks rod at the Bottom ONLY ON (Close Pattern Grilles)

5




**BI-PART ASSEMBLY:**  
Cylinder locks to STRIKER Pull Knob locks to Bottom

6



**FLOATING END POST:**  
Self Locks to TOP Mounted to V-STOP (Inside Pocket ONLY)

9



**FIXED END POST:**  
STATIONARY-FASTENS TO JAMB (MUST HAVE WOOD BACKING)